

### Auckland Education Growth Plan engagement

Over the last several years, we have begun discussions about growth scenarios with schools in south Auckland, including Rosehill College and Papakura High School, as well as primary schools in Takanini and Papakura.

In developing these plans, we have engaged extensively with the education sector across Auckland throughout 2018. We will continue to engage with the sector as these plans develop. Through these discussions on infrastructure, wellbeing and student pathways, the following themes were evident:

**Student transitions:** Respondents are seeking a reduction in transitions between ECE, primary, intermediate and secondary as transition difficulties are experienced at each change. This could involve changing structures of classes and having schools on the same site

**Student pathways:** Respondents are wanting student pathways to be more flexible (currently too linear) so they can cater to all communities and provide more options into tertiary education for students.

**Workforce readiness:** Respondents are seeking an increase in collaboration with community organisations and businesses to extend student pathways from school into the workforce.

**Outdoor activities:** Respondents are seeking a strong emphasis on providing adequate all-weather sporting and outdoor areas to manage physical and mental health by ensuring that students have a balance of indoor/outdoor activity and adequate space for interaction.

**Community accessibility:** Respondents are seeking to make schools welcoming environments where the community has a strong sense of belonging and is included in the overall schooling paradigm.

**Health and wellbeing:** Respondents are seeking enhanced teacher wellbeing by enabling alterations to the schooling structure, flexible work hours, and providing wellbeing facilities.

**Transience:** Respondents identified the need to tackle the increase in students leaving the education system by having more flexibility in the education pathways to keep students engaged. This included allowing students to re-enter the system and having effective systems to track and support those students.

### Papakura Rosehill Drury's growth story

In terms of scale, the Drury catchment is expected to be **the highest growth area** of the Auckland region. Growth is being led by market-led development at Hingaia, Drury, Opaheke and Paerata. Over the next 10 years, this part of South Auckland will accommodate more than 23,000 additional dwellings as allowed for in the Future Urban Land Supply Strategy. We are collaborating with other agencies and Auckland Council in the development of a structure plan for Drury.

Papakura and Drury are also being considered as part of the Hamilton-Auckland Corridor Plan led by MBIE. We are also engaged in this project. Large Special Housing Areas (SHAs) and private land holdings are planned to be developed progressively alongside commercial, retail and industrial employment centres.

Land owners here have a proven development profile and financial backing. New amenities will be added including sports fields and a new hospital, which itself is expected to employ up to 3,000 people<sup>1</sup>. Additional train stations will link this area to Manukau and the Auckland CBD making it a highly desirable place to live.

Some intensification in Papakura may also be expected given its location on the rail corridor, and proximity to SH1 and major employment areas. Housing NZ owns significant housing stock in Papakura that could be redeveloped in the future. Takanini, to the north of Papakura, has large areas of future urban land that have been earmarked for residential development, although this has been delayed due to lack of infrastructure. Once development is underway, we expect this will add students to the catchment for Papakura High School. We are also aware of development in Clevedon to the east where 1,000 houses are planned for construction.

Kingseat is enabled by the Auckland Unitary Plan to accommodate about 1,840 dwellings. Development at Clarks Beach and Glenbrook Beach could also add 650 and 1,050 houses respectively, although these developments are less certain and may occur beyond 2030<sup>1</sup>. This catchment hosts a diverse student population with students spread across European, Asian, Pacific and Māori ethnicities. Both migrant and NZ-born students drive demand for ESOL services. Approximately 2% (484) of Auckland ESOL students are located within this catchment.

### What have we done so far?

- Enrolment schemes are in place at 15 out of 22 state schools in this catchment. Other schools have not experienced roll growth previously but may need schemes in the future.
- We are supporting schools to strengthen governance and leadership capability.
- We have initiated the investigation and site acquisition process for new schools at Drury and Hingaia.
- We have funded additional capacity to Drury Primary and Hingaia Peninsula Stage 2 build as they have experienced roll growth.

### Planning for short-term growth (3 years)

If growth projections materialise as expected, by 2021 we expect we'll need to accommodate an additional 699 children in our local schools<sup>2</sup>. We're planning now to accommodate growth in the short-term through a variety of responses, including enrolment schemes and additional capacity.

- We will continue working with schools to implement enrolment schemes as required, and to define the student catchment for the secondary school.
- We are currently evaluating options for accommodating growth in Hingaia South.
- We plan to acquire sites in Drury for two new primary schools and at least one secondary school.
- We will investigate where further sites are needed for primary schools to cater for ongoing growth at Opaheke and Drury.

By 2021, we anticipate demand for an additional 179 primary student places to accommodate expected growth<sup>2</sup>.

### Planning for medium-term growth (3-10 years)

We expect an additional 3,023 school-aged students will need to be accommodated in this catchment by 2030<sup>2</sup>. We already have plans underway to manage growth, including:

- The design and construction of new schools at Drury, including two primary schools and at least one secondary school.
- Redevelopment needed to prepare schools for growth as regeneration programmes get underway.
- Over time as growth occurs, we will lead a conversation with Papakura schools around network structure depending on community interest.

Based on the number of available places we currently have in the catchment, we anticipate we will need to provide an additional 1,792 primary and 428 secondary student places to accommodate growth across the catchment by 2030<sup>2</sup>.

### Beyond 2030

- Acquire sites and establish more new schools at Drury as housing development intensifies to approximately 50,000 by 2047<sup>1</sup>.
- Provide additional capacity to existing schools as necessary.

### Māori medium

This area is currently served by kura kaupapa in Manurewa but may benefit from additional provision within this catchment. This area provides 100 student places for Māori medium learners through Kelvin Road School and Kereru Campus. Due to high population growth, we anticipate the need for new kōhanga reo providing approximately 400 new student places, and an additional 800 kura student places across the area.

### Learning Support

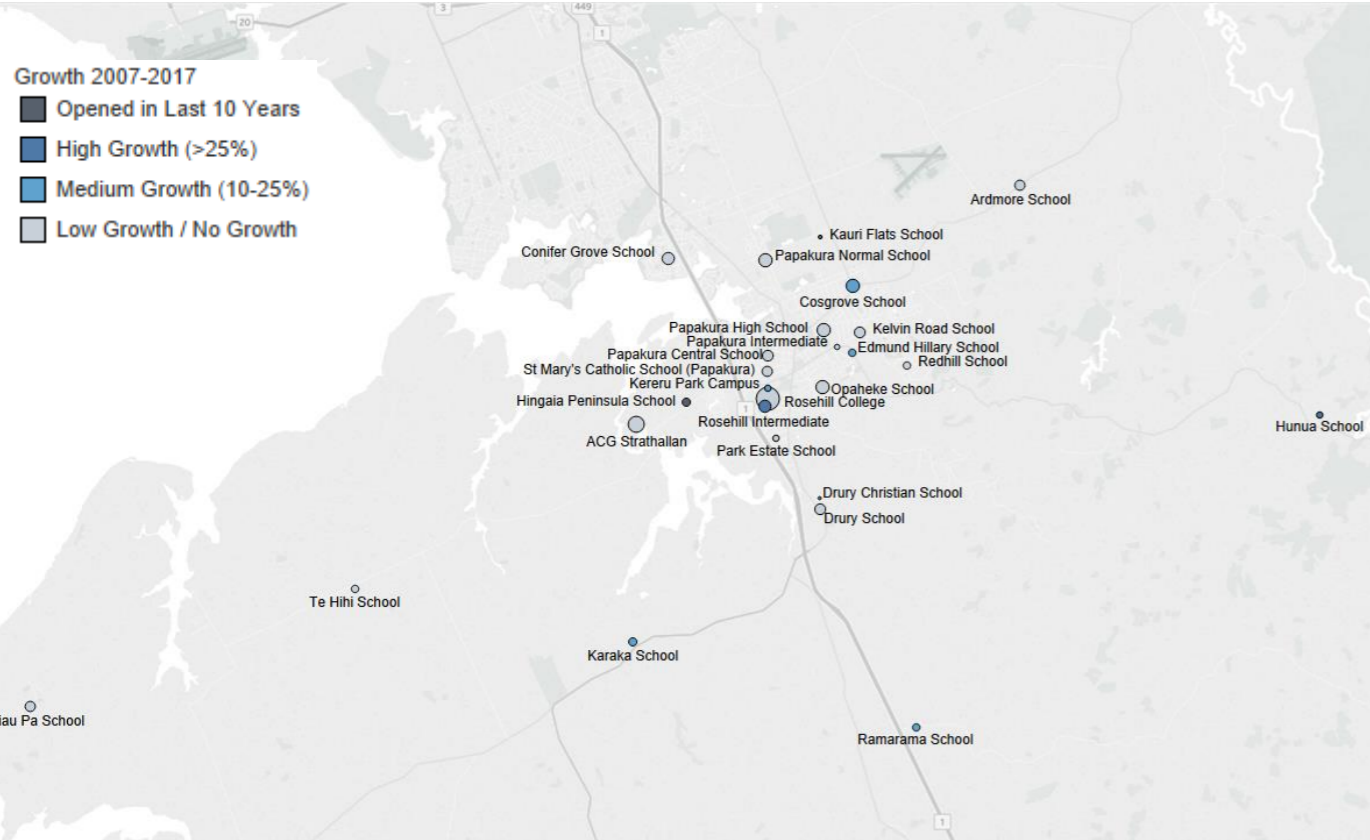
Approximately 82% of ORS-verified students in this catchment are enrolled at Rosehill Special School. The base site for Rosehill Special School and a pathway of four satellite units are operational in this area. The remaining 18% of ORS-verified students are attending their local school. Rosehill Special School and Parkside Special School deliver outreach teaching services to students in local schools. Kelston Deaf Education Centre and Blind and Low Vision Education Network NZ also deliver outreach teacher services to students who have sensory needs.

Four new satellite units are proposed, due for delivery between 2019 and 2025. Parkside School will take up the special school growth in Drury.

<sup>1</sup> Future Urban Land Supply Strategy 2017  
<sup>2</sup> Dev. NZ Catchment Planning Model (High Projections)  
<sup>3</sup> Auckland Unitary Plan

# Papakura Rosehill Drury: Blueprint for Growth


New Zealand Education Growth Plan to 2030




The **Papakura Rosehill Drury Growth Plan** will meet the needs of New Zealand's growing schooling network, benefiting approximately **11,500 - 12,600 students** over the next decade to 2030. Drury is anticipated to have the highest growth of any sub-region in Auckland.

## What's influencing the Growth Plan


**Establish new schools**

 New schools will be needed to respond to market-led development at Hingaia and the wider Drury area.

**Additional learners moving here**

 Scale of development in Drury will attract significant numbers of new families drawn by employment and living opportunities. Demographics likely to change.




**Demand to expand provision type**

 Current school structure in Papakura not meeting all needs. Investment needed to expand provision and retain students in the local catchment.

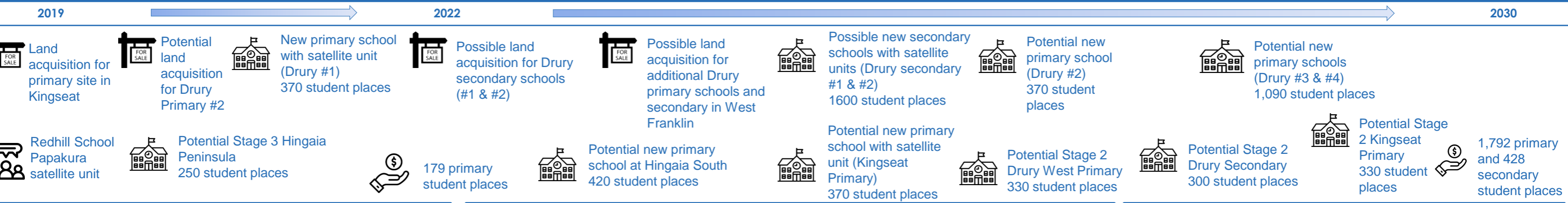
## Catchment Summary

	Primary	Secondary
<b>July 2018 Roll</b>	<b>6,726</b>	<b>2,315</b>
<b>No. of additional students forecast to 2030</b>	<b>3,095</b>	<b>627</b>
<b>Additional places required to meet demand to 2021</b>	<b>179</b>	<b>0</b>
<b>No of schools requiring additional spaces by 2030</b>	<b>14</b>	<b>1</b>

## Here's what's already underway that's giving us a head start to meet growth in the region

-  We are actively seeking sites in Drury for new primary schools and at least one new secondary school.
-  We are exploring amending or establishing enrolment scheme with several schools in the catchment.
-  Working with schools experiencing roll growth to prepare long term development plans that minimise disruption during the build.

## Growth Plan to 2030



**Enrolment zones**

» Working with existing schools to implement and amend existing enrolment zone boundaries as necessary to distribute growth.

**Network solutions**

- » Existing structure is not consistent across primary, intermediate and secondary.
- » Over time as growth occurs, investigate change in network model in Papakura to provide a consistent supported structure.
- » Assist schools to improve governance, leadership and teaching capabilities as necessary, and to improve engagement and education outcomes for students.

**Expanding Provision Type**

Learning Support

- » The Rosehill Special School satellite unit is included in the rebuild project for Redhill School (Papakura). Anticipated delivery is 2019.
- » Parkside School will take up the new development in Drury with satellite unit pathways through primary and secondary schooling. Satellite unit provision is also included in the new school at Kingseat 2024.

**Roll growth funding**

» Possible redevelopment of Papakura High School and Papakura Intermediate so that they are positioned for future growth. Ensure that the community has confidence that we are investing in these schools. In later stages, additional teaching space may be required.

**Establish New Schools**

To allow for development of over 30,000 houses at Drury/Opaheke we need to phase:

- » Site acquisition processes
- » 4-6 new primary schools and at least one new state secondary school

Māori Medium

- » Due to anticipated high population growth, we anticipate the need for new kōhanga reo providing approximately 400 new student places, and an additional 800 kura student places across the area.