

### Auckland Education Growth Plan engagement

Over the past several years, we have begun discussions about growth scenarios with schools in Warkworth. Mahurangi College has a vision for how learning will be delivered in the future, including teaching and support across junior and senior campuses.

Warkworth Primary School is supportive of their school increasing in size to meet roll demand, and additional primary schools will be required in those areas opened up for development.

We will continue engaging with the Mahurangi Rodney community to further inform our long-term plans for education provision in this catchment.

### Mahurangi Rodney's growth story

The Mahurangi Rodney catchment is large and semi-rural. There are a number of small rural schools in countryside areas, some of which are geographically isolated. Therefore, growth in Mahurangi Rodney is focused in the larger towns which have been earmarked for growth through the Auckland Unitary Plan.

Warkworth has been identified as a satellite town in the Auckland Plan 2050 with expected growth of 20,000 people over the next few decades. Warkworth is the dominant growth driver in this catchment.

We have contributed to the development of Auckland Council's Structure Plan for Warkworth, which opens up significant areas of land for greenfield development. Initially, 69 hectares of land in northern Warkworth are anticipated to be developed between 2018 and 2022 which will deliver 2,300 dwellings.

A further 1,439 hectares is identified as future urban land in Warkworth north-east and south<sup>1</sup>. The Future Urban Land Supply Strategy signals that this could be developed from 2028 to 2037, although there is pressure from land owners to deliver infrastructure and bring this forward. This will add a further 5,300 dwellings. Warkworth's population is expected to grow to around 25,000 over the next 30 years<sup>2</sup>.

The rural town of Wellsford will also expand, with 109 hectares identified as future urban land. This could see around 830 dwellings built between 2023 and 2027. Infrastructure provision will affect sequencing of development. Wellsford is also affected by growth at Mangawhai Beach.

This catchment hosts a relatively diverse student population with the majority of students being of European or Māori ethnicity. Approximately 0.3% of Auckland ESOL students are located within this catchment area.

The sum of forecasted roll growth by 2030 is 1,797 students<sup>3</sup>.

### What have we done so far?

- Enrolment schemes are in place at 6 out of 13 state schools in this catchment. We will explore enrolment schemes for schools in the area, noting that some schools that do not have schemes are rural schools where a scheme will have limited value.
- We have invested in the redevelopment of Warkworth Primary School to modernise facilities and increase capacity to a master planned roll of 900 student places.
- We are currently in the process of evaluating options for sites in Warkworth to identify possibilities for future primary schooling.
- We are working alongside Mahurangi College to investigate the possibility of a reorganisation of their school into separate junior and senior student cohorts. This option is in the early stages and intensifying the existing site or expanding to a new site are both being considered.

### Planning for short-term growth (3 years)

If growth projections materialise as expected, by 2021 we expect we'll need to accommodate an additional 695 students in our local schools<sup>3</sup>. We plan to meet this demand through a variety of responses, including enrolment schemes. We're planning now to accommodate growth in the short-term, including:

- Working with schools to implement enrolment schemes to distribute growth.
- Working with Mahurangi College to meet the immediate need for student space. We will also continue to work with the school to prepare a long-term development plan.
- Redevelopment of two classrooms required at Ahuroa School.
- Seeking additional sites in Warkworth for two potential new primary schools. We anticipate that the first school may be required to be open in 2024, however timing will be confirmed once the Warkworth Structure Plan is finalised.
- Based on the number of available places we currently have in the catchment, and in order to accommodate the forecast additional 695 children, by 2021 we anticipate 196 primary and 388 secondary student places will be required to accommodate expected growth<sup>3</sup>.

### Planning for medium-term growth (3-10 years)

We expect an additional 662 school-aged students will need to be accommodated in this catchment by 2030<sup>3</sup>. Here's how we plan to manage this growth:

- Based on the number of available places we currently have in the catchment, and in order to accommodate the forecast additional 662 children, we anticipate we will need to provide an additional 270 primary and 146 secondary student places across the catchment by 2030<sup>3</sup>.
- We know that additional provision will be required at the secondary level and we will implement a long-term development plan for Mahurangi College to accommodate this growth.

### Beyond 2030

Given the status of Warkworth as a satellite town, growth is expected to be sustained over the long term. Over the next 30 years, Warkworth's population is expected to grow to around 25,000<sup>2</sup>. We anticipate that additional capacity at both primary and secondary level will be required in Warkworth to accommodate the forecast increase in pre-school and school age population, which is expected to continue growing.

### Māori medium

There is currently no provision of Māori medium education within this area. Taura from this catchment are currently travelling to a Kura Kaupapa Māori in Te Tai Tokerau. We are looking to expand access to Māori Medium pathways to the south of Whangarei and north of Wellsford.

Extensive growth in this catchment has been indicated through the Auckland Unitary Plan. There is potentially demand for up to 400 new Māori medium student places in this area. There may be options to add capacity for Māori medium education through puna reo and rumaki, either at existing schools or new schools.

### Learning Support

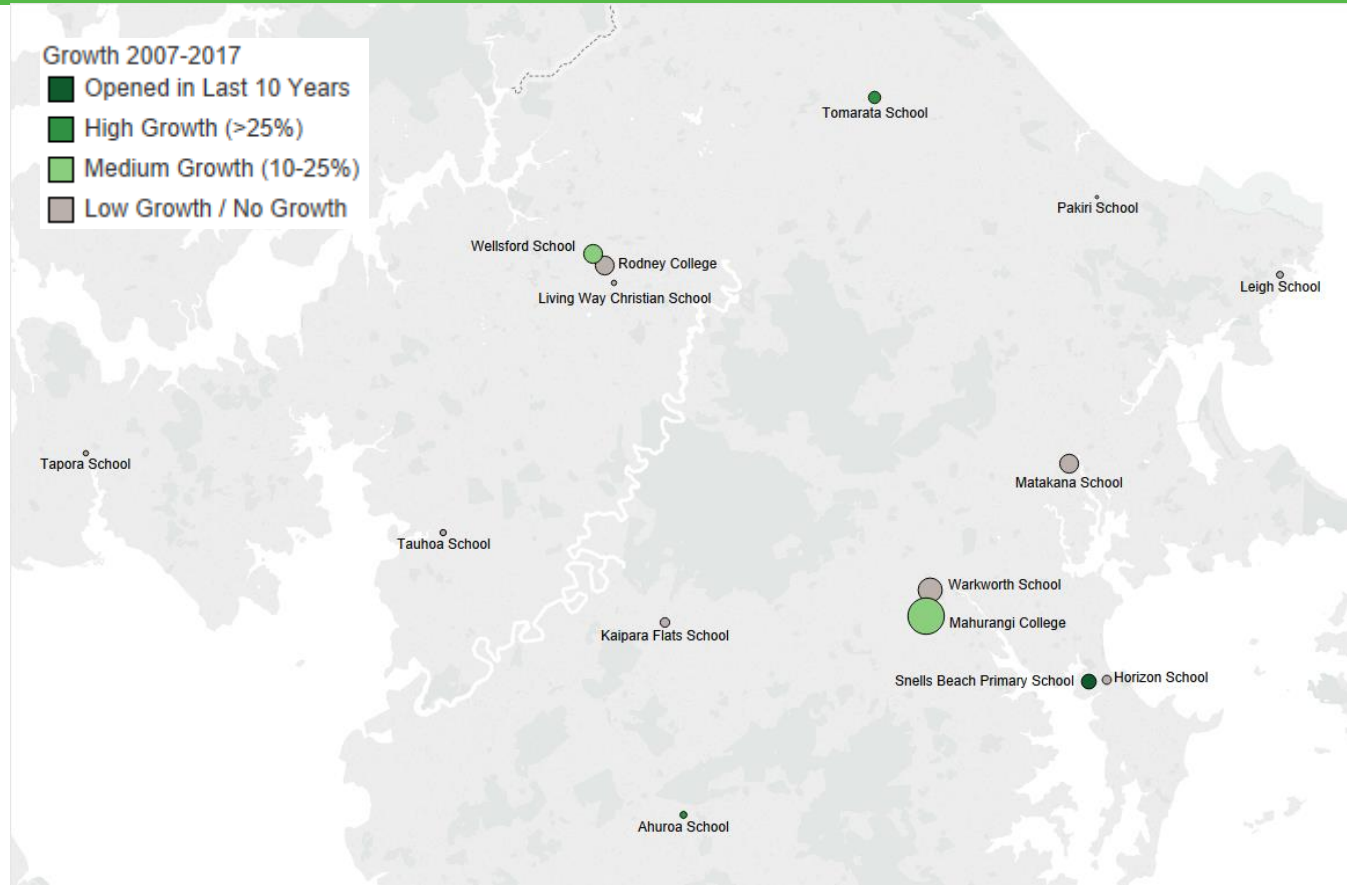
ORS-verified students in this catchment are enrolled in the local schools. The Ministry of Education is the fund holder. The addition of special school services to Wainui will extend into the Mahurangi Rodney area. As part of the planning for this, we will consider how best outreach teacher services can be delivered for students with additional learning support needs, including those students who have sensory needs.

An additional satellite unit is proposed as part of the establishment of the new primary school in Warkworth. This is expected to be available from 2024.

<sup>1</sup> Future Urban Land Strategy July 2017  
<sup>2</sup> Warkworth Structure Plan March 2018  
<sup>3</sup> Dev\_NZ Catchment Planning Model (High Projections)

# Mahurangi Rodney : Complex Growth

## New Zealand Education Growth Plan to 2030




The **Mahurangi Rodney Education Growth Plan** will meet the needs of New Zealand's growing schooling network, benefiting approximately **4,300 - 5,050 students** over the next decade to 2030.


### What's influencing the Growth Plan

Mahurangi Rodney is experiencing significant growth and change centred on the satellite town of Warkworth. By 2032 we expect an additional 3,000 students in the catchment. We will need to respond with new schools and campuses.


#### Additional learners moving to sub region

 Families moving to Warkworth for lifestyle and work. Satellite town is expected to double in size.


#### Land Availability

 Searching for sites for additional primary schools in Warkworth and possible high school campus.

#### Establish new schools

 New primary schools required to meet growth. Additional secondary provision also required to meet growth.


#### Roll Growth Funding

 Existing urban schools at capacity and require redevelopment and additional student places.

### Catchment Summary

	Primary	Secondary
July 2018 Roll	2,533	1,800
No. of additional students forecast to 2030	917	440
Additional places required to meet demand to 2021	196	388
No of schools requiring additional spaces by 2030	6	2

### Here's what's already underway that's giving us a head start to meet growth in the region

 Enrolment schemes are in place at 6 out of 13 state schools in this catchment.

 There is a programme of work to add capacity to the existing Warkworth Primary School.





### Growth Plan to 2030


2019


2022


2030

 Possible land acquisition for new Warkworth primary schools (north and south)


 Additional 196 primary and 388 secondary student places

 Potential new primary school with satellite unit in northern Warkworth  
400 student places

 Potential additional secondary provision

 Potential new primary school in southern Warkworth  
400 student places

 Potential Warkworth Primary Stage 2  
400 student places

 Additional primary 270 and 146 secondary student places



**Enrolment zones**

» Work with schools as required to implement enrolment schemes and changes to manage roll pressures in the catchment.



**Network solutions**

» To meet growth by 2022, an additional 200 primary and 330 secondary student places are required .



**Roll growth funding**

» Additional student places likely to be required at the existing Warkworth Primary School.



**Establish New Schools**

» Two new primary schools are required in Warkworth as the town is expected to more than double in size. Land acquisition required to establish new schools. Subsequent stages of development likely to follow.

» A new junior college may also be needed because the existing Mahurangi College site is constrained with topographical challenges.



**Expanding Provision Type**

#### Learning Support

» New satellite unit proposed to be included within the proposed new primary school in Warkworth.

#### Māori Medium

» Potential demand for up to 400 new Māori medium student places from kōhanga reo through to kura.